


LO: To respond to a set of instructions.

Over the next couple of weeks we will be listening and reading instructions. Today you will listen to a set of instructions by an adult and create a paper lantern. Can you follow the instructions to make the paper lantern?

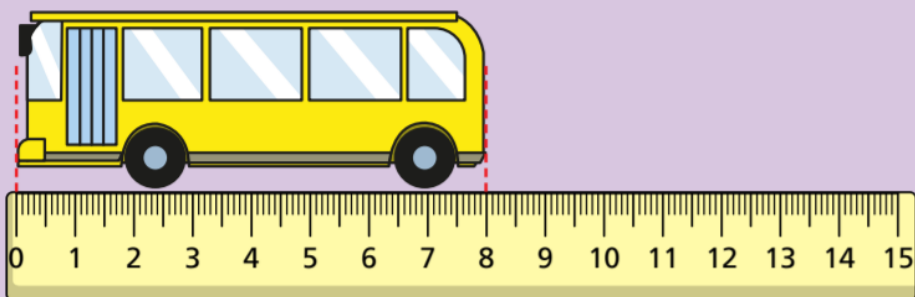
How to make a paper lantern:

1. Cut off one end of the paper. Set aside to use as the handle.
2. Decorate the sheet using coloured pens, paint or glitter.
3. Fold your paper in half lengthwise along the dashed line.
4. Cut the marked lines along the sheet. (Do not cut to the edge of the paper).
5. Unfold the paper.
6. Match the long edges together on the lantern and use tape to hold it in place.
7. Staple the handle to the top of the lantern.

Why not try printing the template onto coloured paper?



[illegible]



The bus is cm long.

Is this true or false?
The train is 12 cm long.

W Eva, Dexter and Rosie are comparing
ribbons that they have.

Unfortunately, Dexter has lost his
ribbon.

all.

ll.

He says,

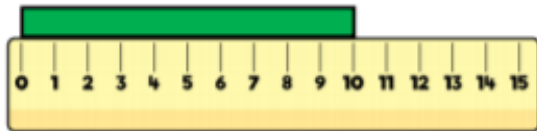


My ribbon is shorter
than Rosie's, but
longer than Eva's.

the tallest.

the shortest.

1



Eva



Rosie



Dexter

How long could Dexter's ribbon be?