


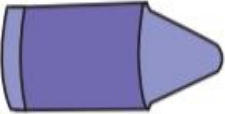


LO: To measure in centimetres.

## Measuring in Centimeters and Line Plot

Directions: Measure the length of each crayon in centimeters and write your answer in the space provided.

1.		<input type="text"/>
2.		<input type="text"/>
3.		<input type="text"/>
4.		<input type="text"/>

Measure the length of these straws and order them from shortest to longest.



\_\_\_\_\_

Shortest

\_\_\_\_\_

longest

Here are some straws. Measure them and circle the straw that is in the wrong part of the table.

### Straw 1



Straw 2



### Straw 3



### Straw 4



Shorter than 6cm	Longer than 6cm
Straw 2  Straw 4	Straw 1  Straw 3

Bobby draws a line at 6 cm.

Eva draws a line at 10cm

Jonny's line is bigger than Bobby's but smaller than Eva's.

Measure and draw all the lines to show what length Jonny's line could be